

Price Monitoring and Analysis Country Brief

Bolivia

February 2010

Key Messages

- **Wheat prices have declined; by contrast rice prices are still high.**
- **The country has been hit by heavy floods which are damaging crops and affecting livelihoods.**
- **Different agencies agree that the population is facing a serious problem of hunger**
- **The government is implementing measures to provide technical assistance to farmers.**

Background

Bolivia's total population in 2008 was about 9.68 million, while the annual growth rate was 1%. In 2005, 22% of the population was reported to be undernourished.

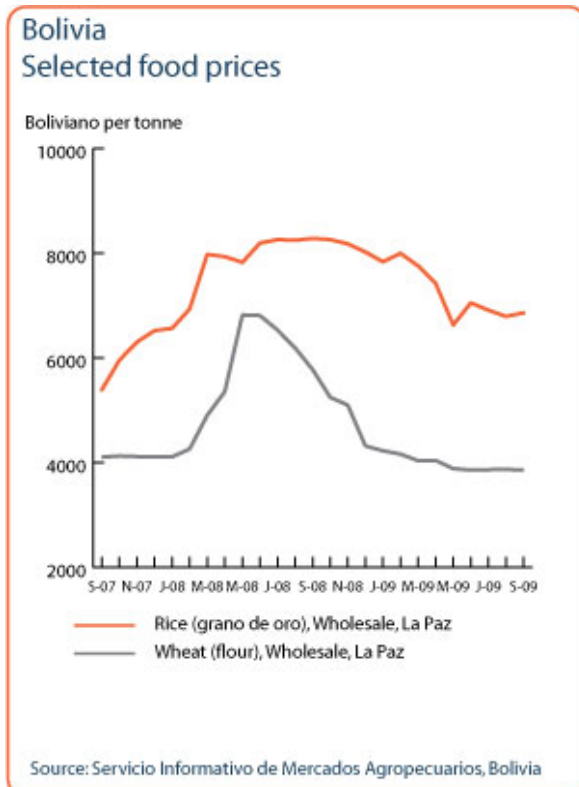
Economic Indicators	View Data
Total Population - 2008 (WB)	9684093
Population growth rate - 2008 (WB)	1%
GNI per capita, \$ PPP - 2008 (WB)	4140
Population below 1\$ PPP per day - 2005 (MDGI)	19%
Rural population - 2007 (WB)	35%
Agriculture, value added (% of GDP) - 2008 (WB)	13%

Food Consumption	
Undernourished Population - 2005 (FAO)	22%
Cereal share in total dietary energy consumption - 2005 (FAO)	41%
Meat share in total dietary energy consumption - 2005 (FAO)	11%

Health Indicators	
Pop. with sustainable access to improved sanitation - 2006 (WHO)	43%
Life expectancy at birth (years) both sexes - 2006 (WHO)	66
Pop. with access to improved drinking water sources - 2006 (WHO)	86%
Prevalence of HIV among adults aged >= 15 years - 2005 (WHO)	0%

Prices

Wholesale prices of wheat flour in the La Paz market are back to the level of two years ago. The continuing intervention of the Empresa de Apoyo a la Producción de Alimentos (EMAPA), as the major buyer of the market, has helped to maintain a constant price level. Between October 2009 and February 2010 the prices of wheat flour have registered a stable trend around 3.80 Boliviano/Kg. However, in January, wheat price (544.48 USD/Ton) in La Paz market was more than double the international price of US No2 Hard Red Winter, Fob Gulf (213.5 USD/Ton). The price of rice grano de oro (6.60 Boliviano/kg), the main staple food in urban areas is still almost 30% higher than the level of 2007.



Source: [GIEWS Country Briefs](#)

Natural Disasters, Drought and Conflicts

In January the government declared a national emergency in response to heavy rains and flooding that are attributed to the El Niño phenomenon. According to the International Federation's Disaster Relief Emergency Fund (DREF) the violent storm has caused damage particularly in five departments: Chuquisiaca, Cochabamba, Beni, La Paz and Santa Cruz, affecting some 36,163 families nationwide.

Refugees and IDPs	2006	2007	2008
Total in the country	587	794	755
Total outside the country	803	851	615

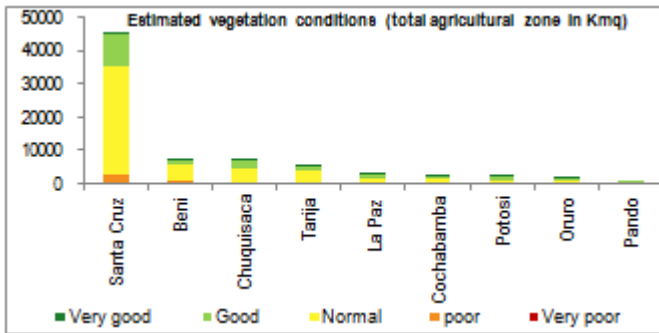
Source: [UNHCR](#) Statistical Online Population Database, United Nations High Commissioner for Refugees (UNHCR), Data extracted on 22/10/2009.

Disaster Type (last year)	Date	Location	Alert
Earthquake	2010-02-17	Potosi	1/3
Earthquake	2010-01-31	La Paz	1/3
Flood	2010-01-01	Santa Cruz	1/3

Source: [Global Disaster Alert and Coordination System](#) - 3 = 1000 or more people killed or 800000 or more people displaced. 2 = 100 or more people killed or 80000 or more displaced.

Vegetation Condition

Normal to good vegetation conditions are observed throughout the country. The general indicator of vegetation condition provided below is the relative difference between the NDVI for January 2010 and the average of the last 10 years, calculated on the agricultural zones derived from the GLOBCOVER land cover database (2005).



Source: JRC MARS – FoodSec

Food Security Situation

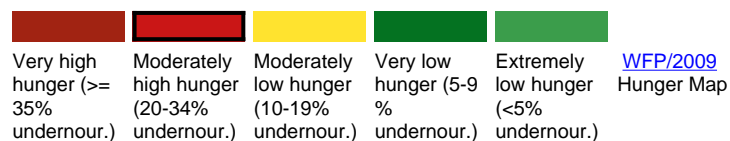
Natural disasters continuously affect food security especially the rural households and indigenous populations. In the long term WFP reports the problem of hunger as moderately high, while IFPRI reports serious hunger.

CURRENT EMERGENCY ASSESMENT

Bolivia is not part of the countries in crisis requiring external assistance [FAO/GIEWS CPFS 2009](#)

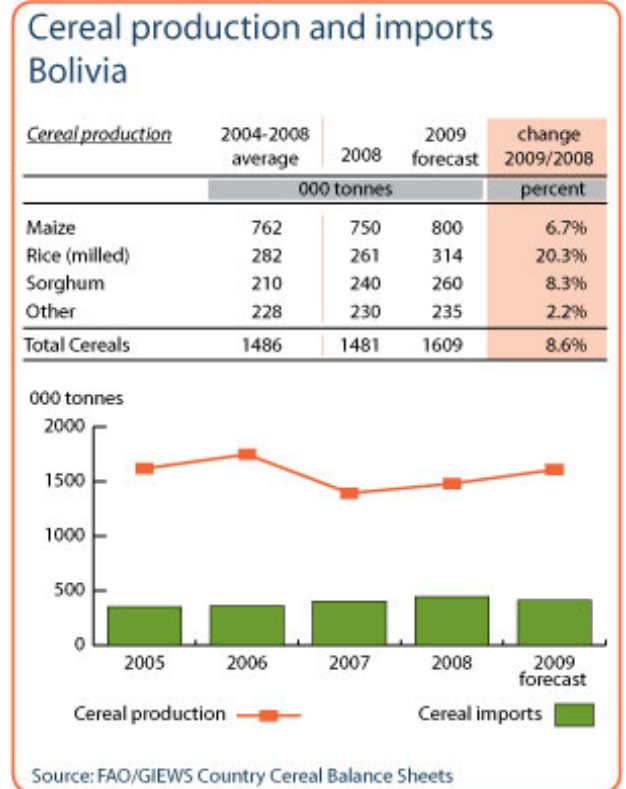
Bolivia is not covered by FEWSNET. FEWSNET coverage is limited 14 African countries 1 Caribbean (Haiti) and 1 Central Asia (Afghanistan). Food security status is given for different parts of the country in each case. [FEWSNET](#)

SCALE OF HUNGER



Food Balance Sheet

Harvesting of 2009 second season (winter) cereal crops was completed in October. Total production of wheat in 2009 was estimated at 125,000 tonnes, well above last years' output affected by unfavourable weather conditions. Additionally, 2009 maize crop production was estimated at about 800,000 tonnes, well above last year's result. With a total cereal production of 1.6 million tonnes, imports for 2009 were below 500,000 tonnes.



Source: [GIEWS Country Briefs](#)

Government Policies

The Government, with the financial support of the Inter-American Development Bank (IDB), has stated it will supply 25 USD million to improve irrigation system and provide technology and technical assistance to small farmers. The Government is buying wheat to support producers.

Consumer and market oriented measures	n.a.
Producer oriented measures	Irrigation and technical support
Trade policy measures	n.a.
Safety net (increased or introduced)	n.a.

Different sources

Current events to watch (Click to see the full report)

No News Found

For more information, contact: Information-for-action@fao.org
Website: www.foodsec.org

Powered By the [GIEWS Workstation](#)